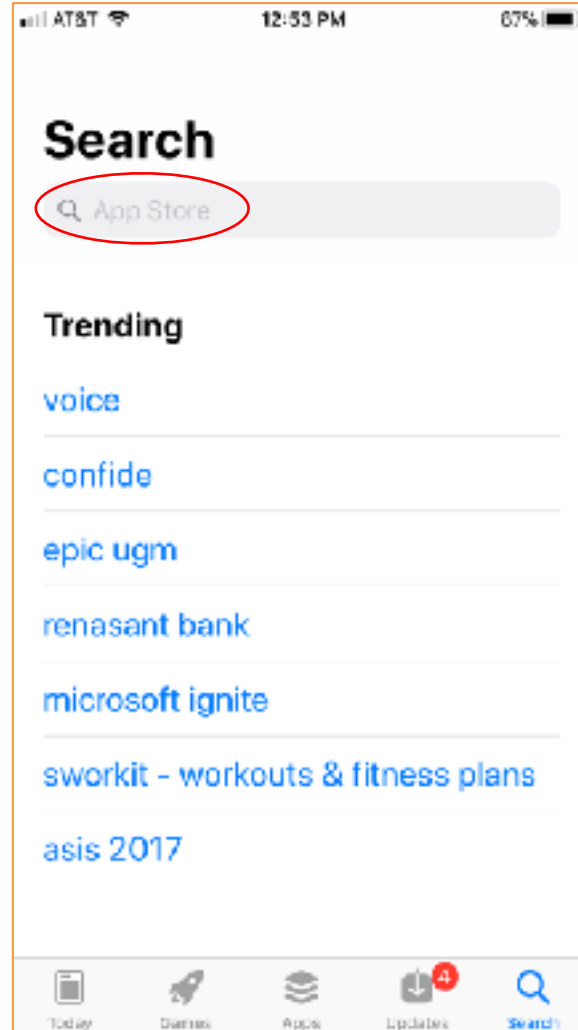




2018 Northeast Regional Carwash Convention App Download Instructions





Step One:
Go to the App Store or Play
Store on your device







Step Two:
Search for “CrowdCompass Attendeehub” and hit get, then open





Step Three:

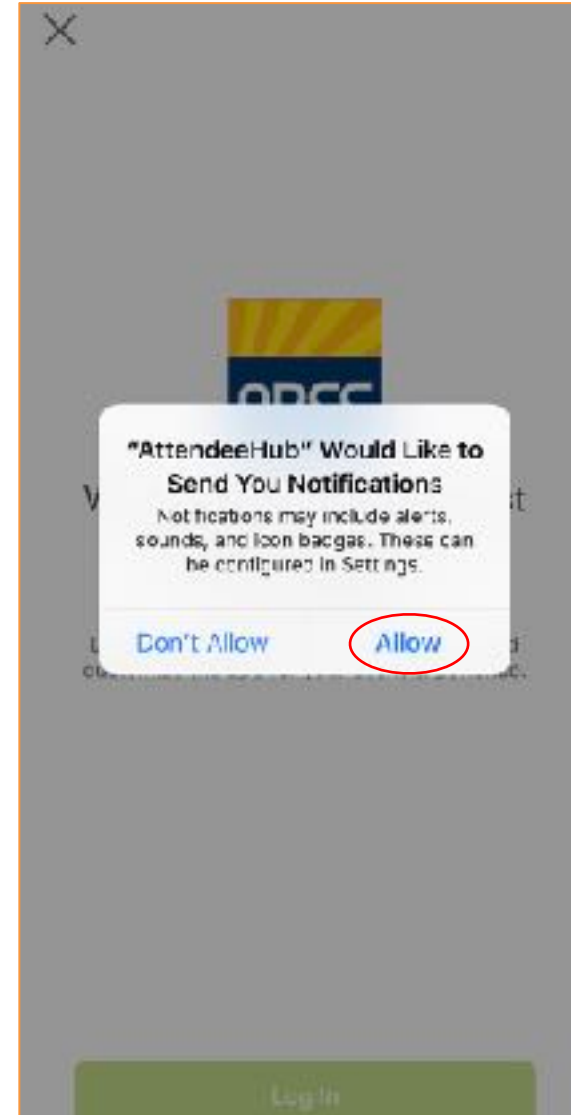

Once the CrowdCompass Attendeehub app is downloaded and opened, search for “2018 Northeast Regional Carwash Convention” in the app then hit “Download”





Step Four:

After downloading the NRCC event, tap on the Allow button receive notifications throughout the event.





Step Five:

Enter your first name, last name
and email address*

A screenshot of a mobile application's login screen. The top status bar shows the time as 12:41, a back arrow to the App Store, and icons for signal strength, Wi-Fi, and battery. Below the status bar is a dark blue header with the text "Cancel" on the left and "Log in" on the right. The main content area has a light gray background and contains the text "Let's get started." followed by "Enter your name.". There are two white input fields: the first is labeled "First Name" with a person icon, and the second is labeled "Last Name" with a person icon. Below these fields is a gray button labeled "Next", which is circled in red.

**Note: I was not prompted to insert my email address as the app already had it. If we need your email address, you will be prompted to provide it.*



Step Six:

Enter the verification code sent to the email address you provided to be successfully logged into the app!

